

CYBERTHREAT Report

The **CYREN CyberThreat Report** is fueled by cyber security insights and data gleaned from **CYREN Applied Cyber Intelligence**. CYREN cyber intelligence powers the security solutions of over 200 of the largest IT and security technology providers in the world. As the security provider to the security industry, CYREN maintains the broadest and deepest real-time Internet threat database in the world. Every day, we collect and analyze 17 billion pieces of threat data as we protect 600 million global users. Threat data is gathered and cyber intelligence disseminated through 500,000 global points of presence, distributed across 200 countries.

17B

pieces of threat data

600M

Global Users

500K

Global points of presence

200

Countries

Android Malware Levels



New android malware #detectedbyCYREN in Q2 2015 decreased by 20%



from 1.07 million in Q1 2015 to 860,795 in Q2 2015.

Android Malware Categories

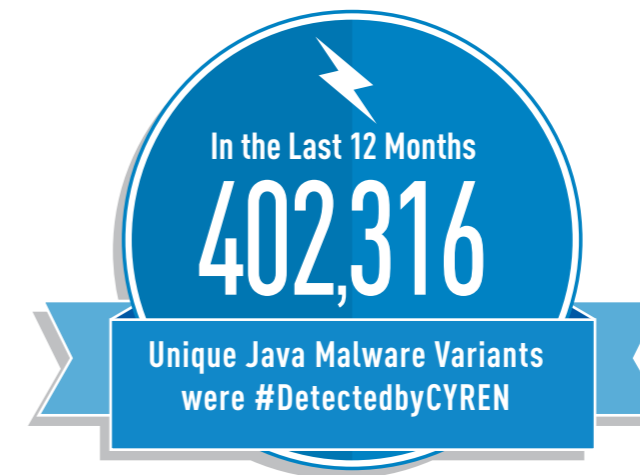
Adware took the top 3 Malware spots in Q2 2015 (Airpush, Wooboo, and Frupi respectively).

Rounding out the the top ten are:

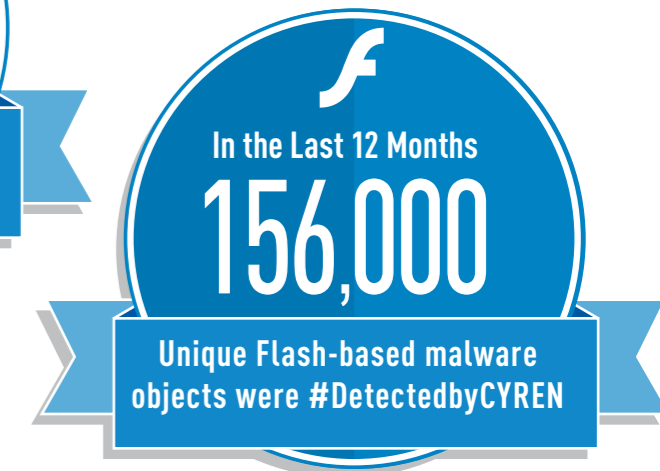
4. Revmob
5. FakeInst
6. Kuguo
7. Addisplay
8. Plankton
9. Zdtad
10. Wapsx



JAVA Malware

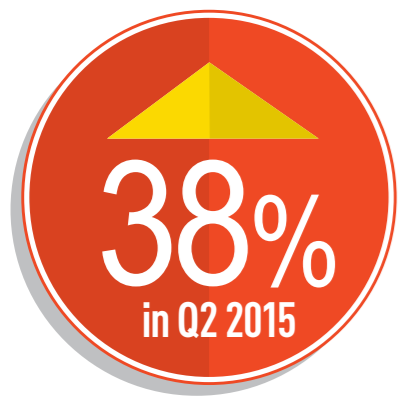


Flash Malware



Phishing

In Q2 2015 CYREN Tracked Over **5.31M Phishing URLs** compared to 3.86M at the end of Q1.

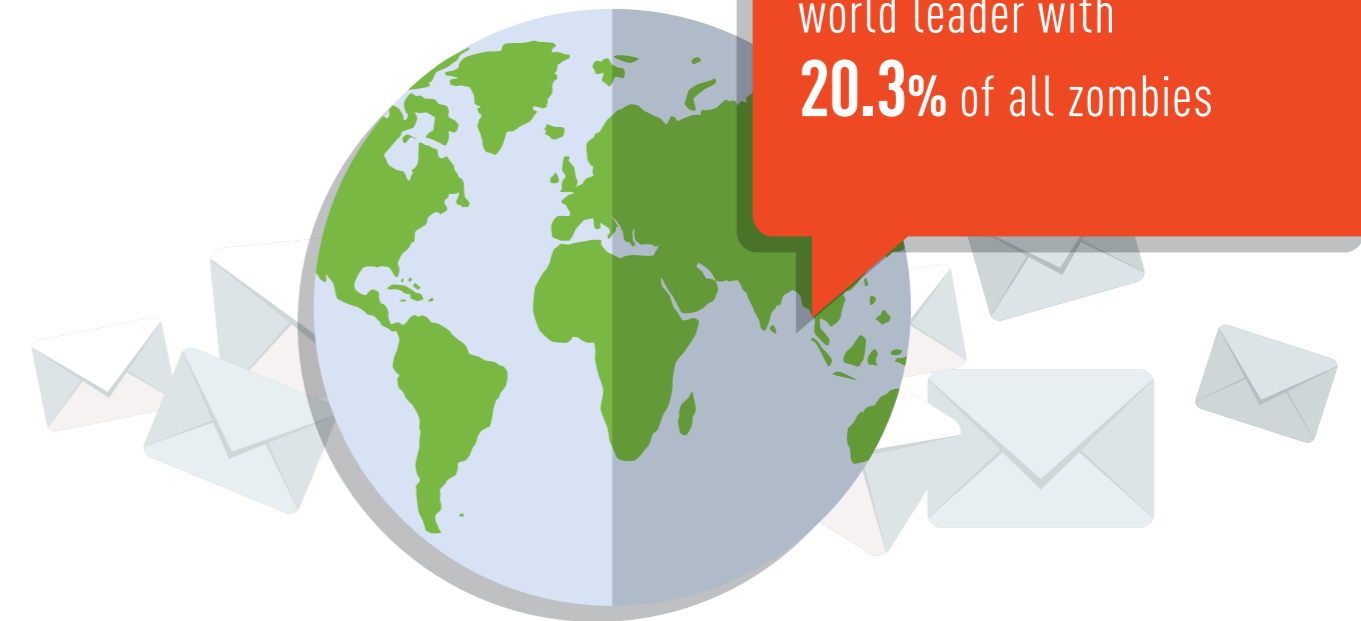


Spam Levels

Average daily amount of spam emails sent was 55.2 billion per day in Q2 2015, compared to 48.8 billion per day in Q1 2015.



Spam Sending Zombies



Vietnam is now the world leader with **20.3%** of all zombies